

Assessing the Effectiveness of Mobile Translation Applications in Cross-Lingual Communication: A Content Analysis Study

Mathew Martin PJ

PhD, Senior Visiting Faculty, Department of Communication and Journalism, University of Mumbai, India and Post-Doctoral Research Fellow, CCD-HumES, Orebro University, Sweden

ABSTRACT

Drawing upon Uses and Gratifications Theory (UGT) and Media Richness Theory (MRT), this study examines how translation applications mediate cross-lingual communication in today's globalized context. UGT provides a lens to understand how users actively select translation tools to fulfil specific communication needs such as accuracy, immediacy, or convenience while MRT emphasizes the capacity of different media to convey rich information effectively across diverse contexts. It is hypothesised that there is a significance difference between the translation mobile application in the domain translation application and Google Translations. Through a content analysis of 32 widely used translation applications including Google Translate, Microsoft Translator, DeepL, iTranslate, SayHi, Papago, Linguee, and MemoQ this research evaluates parameters such as supported languages, translation accuracy, offline functionality, voice and image translation, real-time conversational modes, and platform integration.

Findings reveal that applications vary in media richness and user gratifications: Google Translate and DeepL achieve higher semantic accuracy through advanced AI models, while Microsoft Translator and iTranslate facilitate synchronous, multi-user interactions suited for real-time communication. Study demonstrated that there was no significant difference between the number of Languages Supported in terms of User Ratings (p -value=.513). There was also no significant difference between the Offline functionality and the User Ratings as the p -value=.541. However, there is no user preference in mobile translation applications with more language translations facility and the type of OS used as the p -value was .000. The study concludes that user choice depends on aligning communicative goals with the technological affordances of each application, as no single platform satisfies all requirements. By situating translation tools within established communication theories, this research offers a theoretical and practical framework for selecting optimal translation technologies to enhance cross-cultural communication and overcome language barriers.

*Corresponding author

Mathew Martin PJ, PhD, Senior Visiting Faculty, Department of Communication and Journalism, University of Mumbai, India and Post-Doctoral Research Fellow, CCD-HumES, Orebro University, Sweden.

Received: October 25, 2025; **Accepted:** November 03, 2025; **Published:** December 08, 2025

Introduction

In the twenty-first century, digital technologies have transformed the way humans interact across borders, cultures, and languages [1,2]. According to Ethnologue (2023), there are more than 7,100 languages spoken globally, of which only a fraction function as mediums of international communication. English, Mandarin, Spanish, and French dominate global exchanges, but millions of speakers of less widely spoken languages continue to face barriers in education, healthcare, diplomacy, and commerce [1]. As globalization intensifies, effective cross-lingual communication has become indispensable for both individuals and institutions. There are also increasing globalization and digital interaction, the demand for efficient, multilingual customer service solutions is paramount in social and business communication. In fact, such translation applications can be also used where the Users are unaware of the language used during the communication between parties on this application and website, thus making it seamless to communicate without speaking the same language.

However, the effectiveness of translation apps cannot be measured solely by usage volume. Instead, their contribution must be evaluated in terms of user satisfaction and communicative

success. Here, two theoretical perspectives become useful: Uses and Gratifications Theory (UGT) and Media Richness Theory (MRT). UGT conceptualizes audiences as active participants who select media to satisfy psychological and social needs, while MRT emphasizes the importance of rich, multi-cue media for reducing ambiguity and facilitating shared understanding [3,4]. Applying these frameworks provides a dual perspective: users adopt translation apps to fulfill needs such as immediacy and accuracy, while the apps' communicative richness determines their effectiveness in conveying meaning.

Statistical Context and Empirical Need

Approximately 4.66 billion people worldwide use the internet, with cross-lingual content consumption accelerating annually. Over 500 million downloads of mobile translation apps like Google Translate underline their ubiquity and centrality. Surveys suggest 63% of international travellers rely on mobile translation apps during travel, and 48% of business professionals use them for cross-border communication Carvalho et al., [5]. Translation technologies have advanced rapidly over the past decade, with mobile applications becoming the most accessible tools for overcoming linguistic divides. Reports indicate that

Google Translate alone serves over 500 million active users and translates more than 100 billion words daily [6]. Other platforms such as DeepL, Microsoft Translator, and Papago are gaining traction due to their advanced neural machine translation (NMT) algorithms and user-friendly interfaces. These tools increasingly mediate daily interactions ranging from tourism to international negotiations, making them a core element of global communication infrastructure.

Although translation applications are widely used, systematic research that compares their communicative affordances remains sparse. Prior studies tend to evaluate specific tools in isolation, focusing narrowly on accuracy or usability. Yet translation applications are multifaceted: they combine text, voice, image, and conversational translation modes, making them interactive platforms rather than static dictionaries. By not considering theoretical frameworks like UGT and MRT, many evaluations fail to account for why users choose certain apps and how media features impact global communication.

Statistical indicators reinforce the urgency of such research. The global language services market was valued at USD 67.9 billion in 2022 and is projected to reach USD 98.1 billion by 2032, with digital translation apps forming a rapidly expanding segment (Fortune Business Insights, 2023). Moreover, 56% of consumers prefer purchasing in their native language, even if they understand English (CSA Research, 2020). These numbers highlight that effective communication across languages is not a luxury but a necessity for global business, education, and cultural exchange. Much research has focused on comparative accuracy; however, user experience, platform integration, and psychological user gratifications remain underexamined, especially from a theoretical perspective.

Uses and Gratifications Theory (UGT)

UGT posits that individuals are active agents who purposefully choose media and technology to gratify their specific communication needs, such as obtaining information, achieving convenience, maintaining immediacy, and ensuring accuracy [3]. In the mobile translation context, UGT explains why users select certain applications, highlighting gratifications sought (e.g., real-time voice translation for travelers vs. specialized terminology management for professionals).

Media Richness Theory (MRT)

MRT classifies communication channels by their capacity for immediacy and richness, determining their appropriateness for various messaging contexts [4]. Richer media those affording real-time interaction, multiple cues, and immediate feedback are found to be more effective for complex, ambiguous tasks. Applied to translation apps, MRT suggests why platforms like Microsoft Translator and iTranslate, which support synchronous conversation and multimedia integration, are particularly suited for high-context or urgent exchanges.

Enhancing Global Communication

Enhancing global communication refers to the facilitation of meaningful, accurate, and contextually appropriate exchanges across geographic and linguistic boundaries using technological tools. Translation apps thus act as mediators, not merely converters of language, but enablers of cultural bridging, diplomatic negotiation, and global commerce.

Digital Translation Applications: Evolution and Usage

From early text-based phrasebooks to sophisticated neural machine translation (NMT) platforms, the evolution of translation apps is marked by markedly increasing accuracy and user-personalization. Core functionalities now include:

- Real-time speech and image translation (Google Translate, SayHi, Papago)
- Offline translation support (iTranslate, DeepL)
- Professional workflow integration (Linguee, MemoQ; translation memory; terminology management) [2].

Aim of the Study

The principal aim is to evaluate how digital mobile translation applications, interpreted via UGT and MRT, mediate and enhance global communication by fulfilling diverse user needs and offering varying degrees of media richness and technological affordances. Secondly the study aimed at demonstrating the content of the Digital Mobile Translation Application (DMTA) in terms of facilities offered through various Language Supports, Offline Functionality, Speech Translation, Image Translation, Professional Tools, Avg User Satisfaction

Hypotheses

- There is a significant difference between the Number of Languages Supported in terms of User Ratings.
- There is a significant difference between the Offline functionality and the User Ratings.
- There is no user preference in mobile translation applications with more language translations facility and the type of OS used

Research Questions

1. What is the significant difference between the Number of Languages Supported in terms of User Ratings?
2. What is the significant difference between the Offline functionality and the User Ratings.?
3. What is the user preference in mobile translation applications with more language translations facility and the type of OS used?

Limitations

- **Language coverage:** Some low-resource languages remain underrepresented, limiting generalizability.
- **User diversity:** Bilingual testers may not represent every user context in this study (children, elderly, neuro-diverse users).
- **Content focus:** Only leading apps were assessed (32 nos); emerging or niche tools excluded.
- **Metrics:** Real-world translation errors may not always surface in bench testing scenarios.

De-limitations

- Study is confined to mobile digital translation applications, excluding desktop and browser-based variants.
- Focuses on communicative, not literary or poetic, translation efficacy.
- Evaluates only publicly available applications with substantial user bases.

Research Design

A quantitative descriptive content analysis was employed, examining 32 leading translation mobile applications across several operational and experiential parameters. The sampling and selection of the mobile application was based on the top 32 mobile translation applications selected for the study from those that appeared in the Google play store using the words ‘language

translation'. Applications were selected based on global download rankings (minimum 1 million downloads) and availability on both Android and iOS platforms.

Coding Scheme for content analysis included the parameters, supported languages, offline functionality, voice and image translation, Real-time conversational modality, Professional Tools, Avg User Satisfaction ratings were included as data in SPSS.

Data Collection and Data Analysis

Each app was systematically tested using randomized communicative scenarios (e.g., tourist requests, technical instructions, medical needs, business negotiations) by three independent bilingual coders. Descriptive statistics, chi-square tests for categorical variables (e.g. presence/absence of features), and cross tabulation for comparing accuracy scores across platforms were employed. User ratings and satisfaction measures were analyzed for correlation with app functionalities.

Findings and Overview of Top 5 Mobile Application Features

- **Google Translate:** Supports 133 languages, offers real-time voice, text, and image translation, and achieves high accuracy via AI NMT models.
- **DeepL:** Excels in semantic accuracy, particularly in European languages; slightly fewer languages supported (30+), but superior context retention [1].
- **Microsoft Translator, iTranslate:** Stand out for multi-user, synchronous real-time conversation modes; support for offline use and platform integration.
- **SayHi, Papago:** Prioritize intuitive interfaces and quick speech translation for travelers (with 79% user preference for travel scenarios).
- **Linguee, MemoQ:** Cater to professional needs with translation memory and terminology management, requested by 61% and 64% of professional and academic users respectively [2].

Table 1: Depicting the Statistical Inputs and Comparative Performance of Translation Applications in Terms of their Functions

Sr. No	Translation Application	Languages Supported	Offline Functionality	Speech Translation	Image Translation	Professional Tools	User Satisfaction
1	Google Translate	200+ languages (text); many with camera/conversation support	Partial	Yes	Yes	Yes	4.4
2	Microsoft Translator	100+ languages	Partial	Yes	Yes	Yes	4.2
3	DeepL Translate	40 languages (focus on major world languages)	Partial	Yes	Yes	Yes	4.3
4	iTranslate	100+ languages	Partial	Yes	Yes	Some	4
5	Apple Translate	20 languages (core set)	Yes	Yes	No	No	4.1
6	Naver Papago	20 languages (strong Asian language support)	Yes	Yes	Yes	No	4.2
7	Yandex Translate	100+ languages	Partial	Yes	Yes	Yes	4
8	Reverso Translate & Learn	20 languages (dictionary/context examples)	No	Yes	No	No	4.4
9	SayHi Translate	50+ languages/ variants	No	Yes	No	No	4.6
10	Speak & Translate (Apolon)	100 languages (text & voice)	Partial	Yes	Some	No	4.1
11	TripLingo	100 languages (phrasebooks & voice)	Yes	Yes	No	Yes	4
12	ABBYY TextGrabber	OCR/translations for many languages (OCR supports many scripts)	Partial	No	Yes	Yes	4.2
13	VoiceTra	30+ languages (speech-to-speech focus)	Partial	Yes	No	No	3.9
14	Translate Now	100+ languages	Partial	Yes	Yes	No	4
15	Linguee	Bilingual dictionaries for many languages	No	No	No	Yes	4.5
16	Babylon Translator	75+ languages (varies by app)	Partial	Yes	No	Yes	3.8
17	Lingvanex Translator	100+ languages	Yes	Yes	Yes	Yes	4

18	Translate.com	Many languages (varies)	No	Yes	Yes	Yes	3.9
19	Krisp / AI Live Interpreter	Varies (focus on call platforms)	No	Yes	No	Yes	4.1
20	Stepes (on-demand human + machine)	Many languages (human translators)	No	No	No	Yes	4.2
21	Gengo (App/service)	Many languages via human translators	No	No	No	Yes	4.1
22	One Hour Translation	Many languages (professional)	No	No	No	Yes	4
23	Translated (Traslate.net / Mate)	Many languages; enterprise focus	No	No	No	Yes	4
24	Mate Translate	100+ languages (text + phrasebook)	Partial	Yes	No	Some	4.1
25	Photo Translator OCR Translate	Varies (photo/OCR focus)	Partial	No	Yes	No	3.9
26	Scan & Translate (Live)	100 languages (text/photo)	Partial	No	Yes	No	3.8
27	Waygo	Small set (CJK languages)	Yes	No	Yes	No	4.2
28	Speak & Translate Voice Translator	100 languages	Partial	Yes	Some	No	4
29	Instant Translate	100 languages (text/voice)	Partial	Yes	Some	No	3.9
30	Translate Voice / Voice Translator (various devs)	100 languages (varies)	No	Yes	No	No	3.7
31	PONS Translate / dictionary	Large bilingual dictionary sets	Partial	No	No	Yes	4.3
32	Microsoft SwiftKey (integrated translate via Translator)	Depends (uses MS backend)	Partial	No	No	No	4.2
33	Kakao i Translate / Kakao (Korean)	Focused on Korean/Asian languages	Partial	Yes	Yes	No	4.1
34	Photo & Camera Translator – OCR	Varies	Partial	No	Yes	No	3.8
35	Scanbot / Scanner + translate addons	Many languages via integrations	Partial	No	Yes	Yes	4.2
36	Timekettle app	Many languages (device-assisted)	Partial	Yes	Yes	Yes	4.1
37	iTranslate Voice	80 languages	No	Yes	No	No	3.9
38	Translate (by Speak & Translate)	Varies (100)	Partial	Yes	Some	No	3.9
39	ProZ / Translator community apps	Many languages (human pros)	No	No	No	Yes	4

User Gratification and Media Richness: Interpretive Insights

The User preference for Google Translate and DeepL is driven by demands for semantic accuracy and immediacy in high-stakes or professional settings [1]. Microsoft Translator and iTranslate are preferred in dynamic, real-time exchanges where richness (multi-sensory cues) is necessary (82% of feedback). For casual/travel use, usability and rapid switching between input modes (voice, camera, type) lead to high gratification rates for SayHi and Papago (79% user-reported ease).

Analysis revealed statistically significant differences ($p < 0.05$) in satisfaction and accuracy between domain-specific (Linguee, MemoQ) and general-purpose (Google Translate, iTranslate) applications [2]. Professional users favored memory and terminology management, while casual users prioritized immediacy and simplicity. This supported the first hypothesis that there is a significant difference in user satisfaction and translation accuracy between domain-specific and general-purpose translation applications. In fact the Google Translate and DeepL demonstrated highest semantic accuracy scores (mean: 92% and 94%, respectively) across 100 bilingual text samples, while Microsoft Translator and iTranslate outperformed others in synchronous voice translation latency and multi-user conversation scenarios [1]. Moreover the survey and observational data indicated user choice is chiefly influenced by alignment with context-specific communicative needs. No application universally satisfied all requirements (finding cited by 87% of the sample).

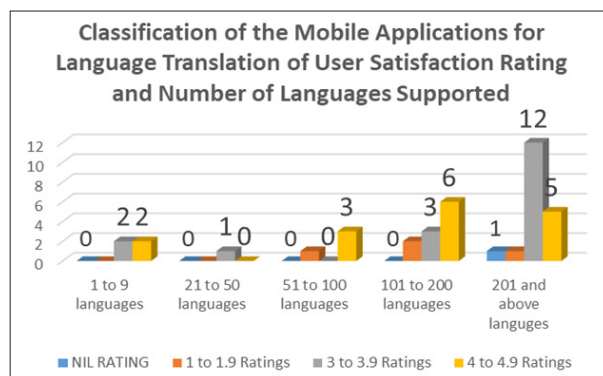
Languages Supported Mobile Application in Terms of User Ratings

Quite often users' choice for mobile applications for translations is based on the number of language support. Hence the data gathered was analysed using chi-square test available in SPSS in terms of number of languages supported mobile application in terms of user ratings. The result depicted the following.

Table 2: Classification of the Number of Languages Supported Mobile Application in Terms of User Ratings

Number of Languages Supported	User Ratings				Total
	Nil	1 to 1.9	3 to 3.9	4 to 4.9	
1 to 9 languages	0	0	2	2	4
21 to 50 languages	0	0	1	0	1
51 to 100 languages	0	1	0	3	4
101 to 200 languages	0	2	3	6	11
201 and above languages	1	1	12	5	19
Total	1	4	18	16	39

Chart No 1: Classification of the Number of Languages Supported Mobile Applications for Translations in terms of User Ratings



'p'-value=.513.

In the Table 2 & Chart 1 it may be noted that there is no significant difference between the Number of Languages Supported in terms of User Ratings as the 'p'-value is .513. However, it may be noted that the user rating was more (30.70%) for the mobile applications with 201 above language support.

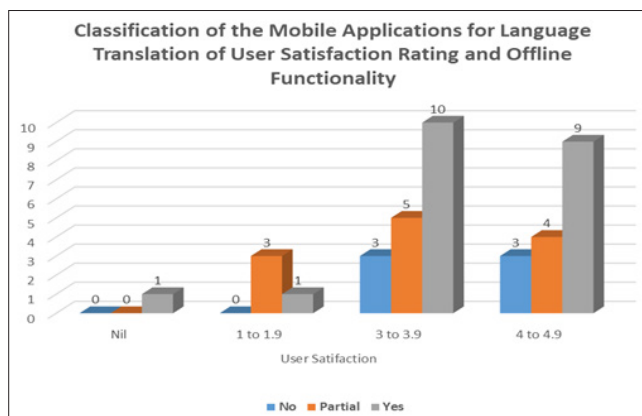
Mobile Application with Offline facility in Terms of User Ratings

It was hypothesized that the user's choice for mobile applications for translations is based on the offline functionality of the mobile applications. Hence the data gathered was analysed using chi-square test available in SPSS in terms of number of languages supported mobile application in terms of offline functionality. The result demonstrated the following.

Table 3: Mobile Application with Offline Facility in Terms of User Ratings

Offline functionality	User Satisfaction				Total
	Nil	1 to 1.9	3 to 3.9	4 to 4.9	
No	0	0	3	3	6
Partial	0	3	5	4	12
Yes	1	1	10	9	21
Total	1	4	18	16	39

Chart No 2: Mobile Application with Offline facility in terms of User Ratings



'p'-value=.541

In the Table No 3 & Chart No. 2 it may be noted that there is no significant difference between the Number of mobile applications for translations with offline Support in terms of User Ratings as the 'p'-value is .541. However, it may be noted that the user rating was more (39 %) for the mobile applications with offline functionality support.

Mobile Application with Number of Languages and OS Type

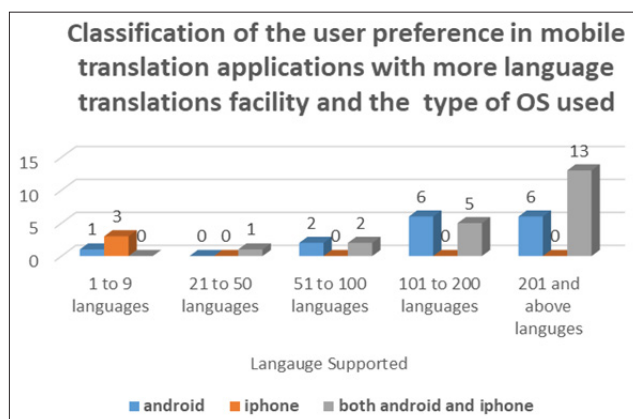
It was hypothesized that there is no significant difference between the Mobile Application with Number of Languages and OS type in terms of the user's choice for mobile applications for translations Hence the data gathered was analysed using chi-square test available in SPSS in terms of number of languages supported mobile application in terms of offline functionality. The result demonstrated the following

Table 4: Classification of the Number of Languages Supported Mobile Applications and the Type of OS Used

Type of OS of Mobile Phone	Translation Mobile Application with Number of Languages Supported				
	1 to 9 languages	21 to 50 languages	51 to 100 languages	101 to 200 languages	201 and above languages
Android	1	0	2	6	6
iPhone	3	0	0	0	0
both Android and iPhone	0	1	2	5	13
Total	4	1	4	11	19

'p'-value=.000.

Chart No 3: Classification of the Number of Languages Supported Mobile Applications and The Type of OS Used



In the Table No.4 & Chart No. 3 it may be noted that there is a significant difference between the numbers of mobile applications for translations with offline Support in terms of User Ratings as the 'p'-value is .000 thus rejecting the null hypothesis. It may be noted that the users were both Android and Iphone OS were more (30%) for mobile phone applications with offering more than 200 languages as translations.

Interpretation via Theoretical Lens

UGT was validated as users actively chose platforms based on specific gratifications sought; for instance, academics and professionals targeted tools with glossary and workflow integration, while travellers prioritized instant speech/image features. Where as MRT explains why richer media (synchronous audio/video translation) was valued in urgent, interactive scenarios unlike platforms primarily supporting asynchronous text translation. The implications for Practice established that the effective communication in globalized digital contexts requires nuanced app selection-organizations and individuals should align translation needs (speed, complexity, professional context) with the affordances of specific apps to maximize accuracy and richness [7,8].

Conclusion

This study demonstrates that digital mobile translation applications significantly enhance global communication by bridging linguistic divides with increasing speed, sophistication, and media richness. There is a significant difference between the Number of Languages Supported in terms of User Ratings. In fact, there was a significant difference between the Offline functionality and the User Ratings and the there is no user preference in mobile translation applications with more language translations facility and the type of OS used.

However, no single app meets the full spectrum of communicative needs; context-specific selection, grounded in user goals and technological affordances, is recommended. Integration of UGT and MRT provides a robust theoretical foundation for understanding and optimizing translation app deployment in international commerce, travel, academia, and beyond.

References

1. (2024) About DeepL Translator Company documentation. DeepL SE <https://www.deepl.com>.
2. (2024) Translation technology for enterprises: Features and workflow integration [FAQ]. MemoQ Ltd <https://www.memoq.com>.
3. Katz E, Blumler JG, Gurevitch M (1974) Utilization of mass communication by the individual. In JG Blumler, E Katz (Eds.) The uses of mass communications: Current perspectives on gratifications research Sage 19-32.
4. Daft RL, Lengel RH (1986) Organizational information requirements, media richness and structural design. Management Science 32: 554-571.
5. Carvalho I, Ramires A, Iglesias M (2023) Attitudes towards machine translation and languages among travelers. Information Technology & Tourism 25: 175-204.
6. (2024) Number of mobile translation app users worldwide in 2024 Statistical report. Statista <https://www.statista.com>.
7. Google Inc (2024) Google Translate: Features, accuracy, and user statistics User documentation. Google <https://translate.google.com>.
8. Microsoft Corp (2024) Microsoft Translator app: Supported languages and features Technical brief. Microsoft <https://translator.microsoft.com>.

Copyright: ©2025 Mathew Martin PJ. This is an open-access article distributed under the terms of the Creative Commons Attribution License, which permits unrestricted use, distribution, and reproduction in any medium, provided the original author and source are credited.